

**FARADOME®**  
Industrie spa

## Product Information

**ELEVAN®**

# No More Acrobatics - No Ladders

*The machine that give you a lift!*



Sole Agent (Asia Pacific Region):

**WSL Warehouse Systems Limited**

T: +852 2328 0018 F: +852 8343 0099 E: [cs@wsl.hk](mailto:cs@wsl.hk) W: [www.WSL.hk](http://www.WSL.hk)

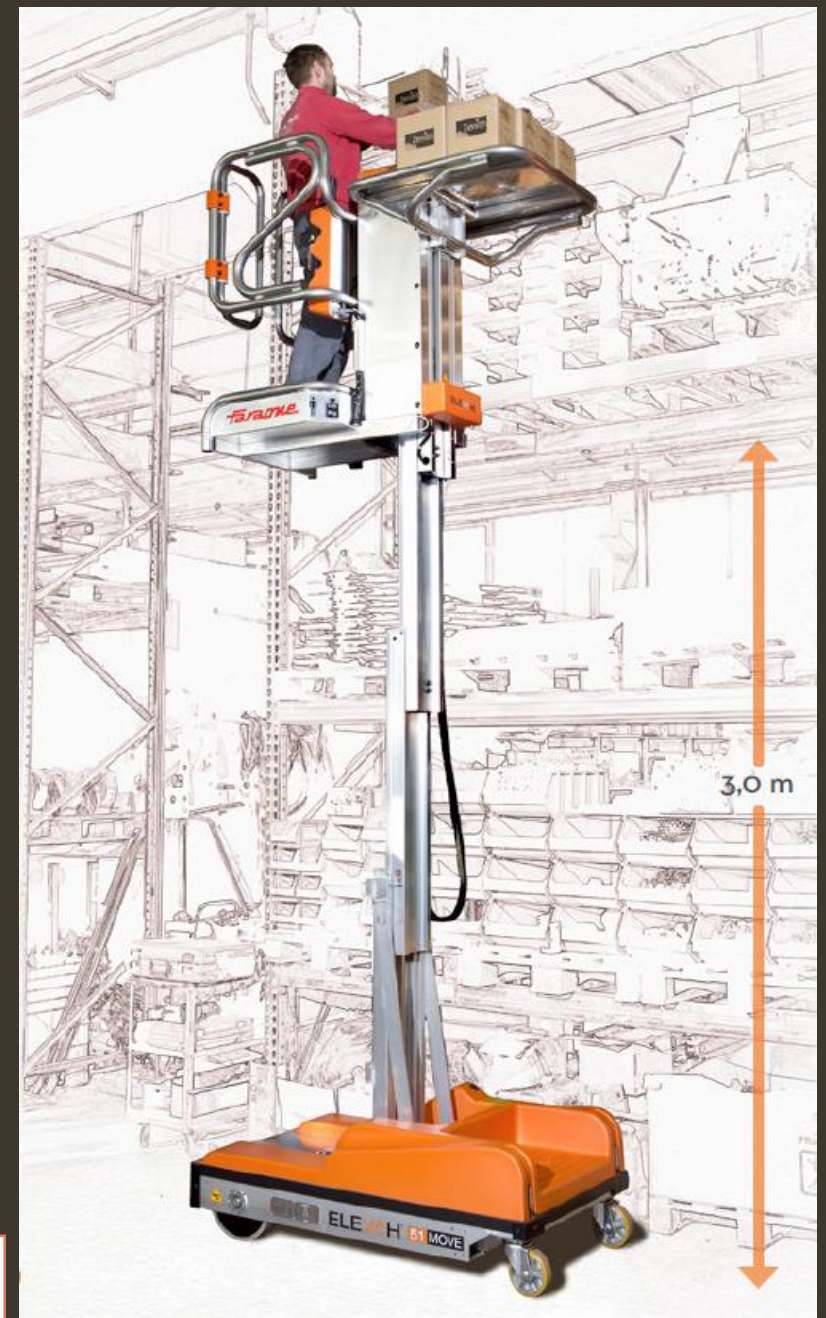


# ELEVAH® 51 MOVE PICKING

ELEVAH® 51 MP is the only picking cart to be made entirely of aluminum and thus combines a weight of 330kg with a payload capacity of 200kg.



[ Quick and nifty, it is ideal for moving about in tight spaces and in shop aisles. ]



# ELEVAH® 51 MOVE PICKING



Maximum productivity in a small space (Full Aluminum)

Due to its compact size (77 X 143cm) and a large and sturdy electric picking platform (with a stroke of 640mm) the productivity of your company will increase.

## Quick & Easy to use

It is extremely easy to handle with quick self-propulsion: 5km/h at top speed. It has a zero turning circle.



## Complete control in one hand

The single lever joystick allows the operator to have one hand free and carry out other operations at height with ease.





# ELEVAH® 51 MOVE PICKING

## Technical Data

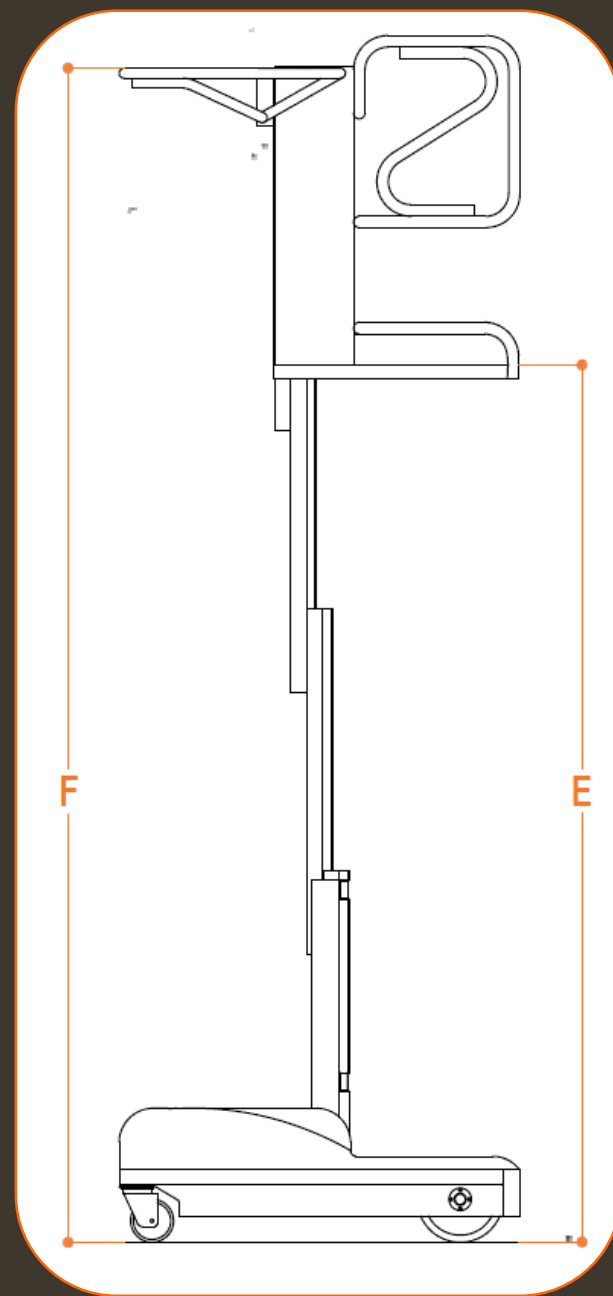
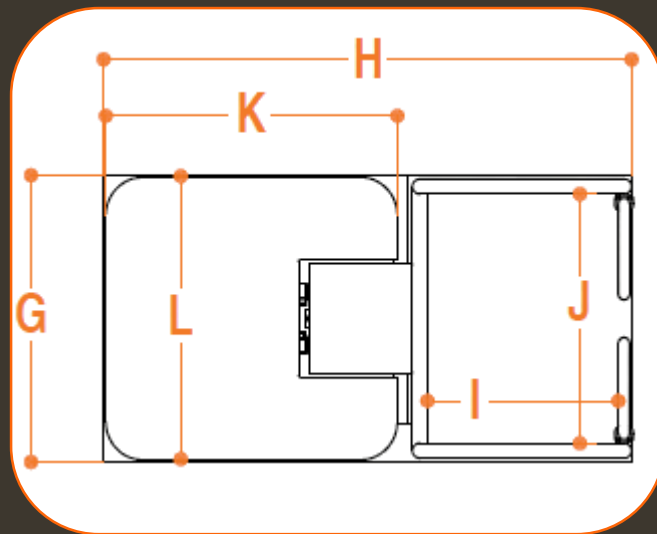
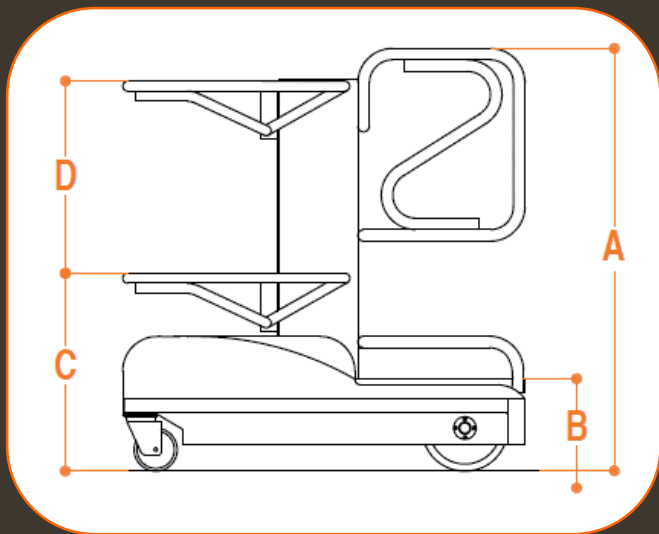


Max capacity		200 kg
Number of people		1
Use		internal
A	Closed machine height	1430 mm
B	Min. height from the ground to the platform level	325 mm
C	Min. picking from the ground	690 mm
D	Picking plate stroke	640 mm
E	Max. height from the ground to the platform level	3000 mm
F	Max. picking from the ground	4010 mm
G	Base overall dimensions	770 mm
H		1410 mm
I	Cage inner dimensions	570 mm
L		690 mm
M	Picking platform	780 mm
N		760 mm
Picking platform capacity		100 kg
Machine weight		330 kg
Power supply		24 V
N° 2 12V AGM Batteries		85 Ah
Battery charger		110V - 220V
Climbing ability at height		4%
Drive wheels dimension		Ø 300 x 76
Swivel wheels dimensions		Ø 150 x 40
Turning radius		1380 mm
Maximum rising speed		0,15 m/s
Maximum descending speed		0,15 m/s
Maximum shifting speed		1,25 m/s
Maximum shifting speed at height		0,42 m/s
O	maximum pressure for wheel at full load*	1,90 kN
Work cycles ** (with fresh batteries)		100



# ELEVAH® 51 MOVE PICKING

## Technical Data



\*\* Maximum pressure whereas the weight of the platform plus the maximum load on the basket are completely distributed on one side of the platform (totally asymmetric load).

\*\* By work cycle we mean a self-propelled movement of 20m with a full ascent to and descent from the maximum height and with adjustment of the loading platform.



# ELEVAH® Accessories AND Customization



24hr charging kit comprising two box batteries and a charger.



Programmable key activation system



Picking platform with drop down sides



Loading systems for vans or trucks



220V power kit (for push version)



Removable picking platform



# ELEVAH® Accessories & Customization



Ballast weights for polished or slippery floors



Ballast weights for polished or slippery floors




Ballast weights for polished or slippery floors



Electric picking platform



Locking controls adjustable



# WSL Warehouse Systems Limited

Ft. K, 19/F, Gold King Industrial Building,  
35 – 41 Tai Lin Pai Road, Kwai Chung, N.T., HK

T: +852 2328 0018

F: +852 8343 0099

E: [cs@wsl.hk](mailto:cs@wsl.hk)

W: [www.WSL.hk](http://www.WSL.hk)

Sole Agent (Asia Pacific Region)

**Taraone®**

**ELEVANH®**



~ Your One-Stop Logistics Equipment & Supplies Centre ~